

8 Steps to Successfully Running TurningPoint 2008 In the Classroom

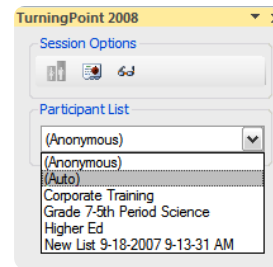
1 Open TurningPoint by double clicking the icon from the desktop.



2 Open Presentation from the Windows icon.



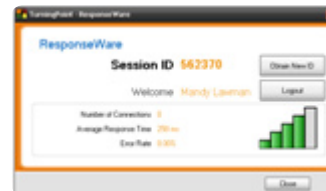
3 Select a Participant List, if you are tracking students.



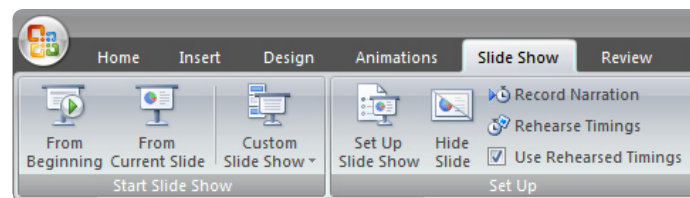
4 Reset the Session.



5 Log into ResponseWare from the Tools menu.



6 Run the Presentation.



7 Save the Session.



8 Generate Reports.

