

8 Steps to Successfully Running TurningPoint 2008 with Office 2003

1 Plug in the receiver.

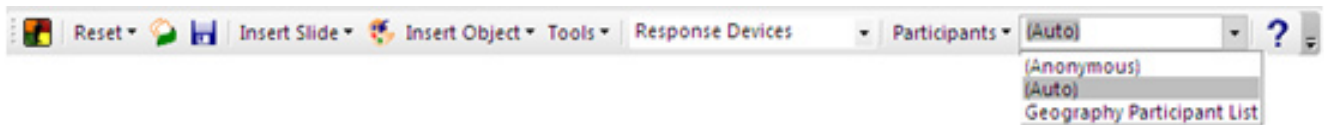


2 Open TurningPoint by double clicking the icon from the desktop.

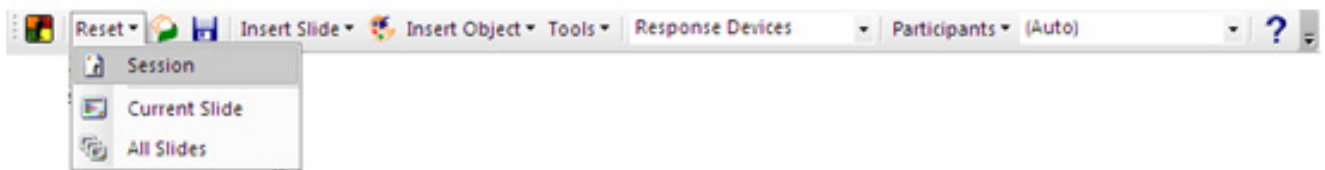


3 Open Presentation from the File icon in PowerPoint.

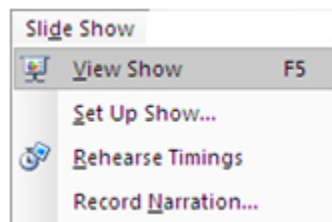
4 Select a Participant List, if you are tracking students.



5 Reset the Session.



6 Run the Presentation.



or 

7 Save the Session.



8 Generate Reports.

