

# *TurningPoint 2008 Upgrade Guide*



**TurningPoint**

## Upgrade Guide TurningPoint® **2008**

### **CONTENTS**

Upgrading Your TurningPoint USB Receiver .....	2
How to check if your receiver has been upgraded successfully .....	4
Troubleshooting and Support .....	5

## Upgrading Your TurningPoint USB Receiver

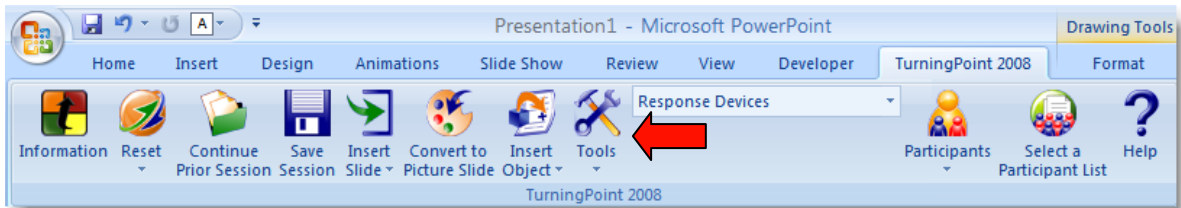
If you have a USB Receiver that was used with TurningPoint 2006 you will need to complete the following steps to upgrade the License to TurningPoint 2008. If you received your ResponseCard RF Receiver with a TurningPoint 2008 CD you can disregard these steps.

### IMPORTANT NOTICE:

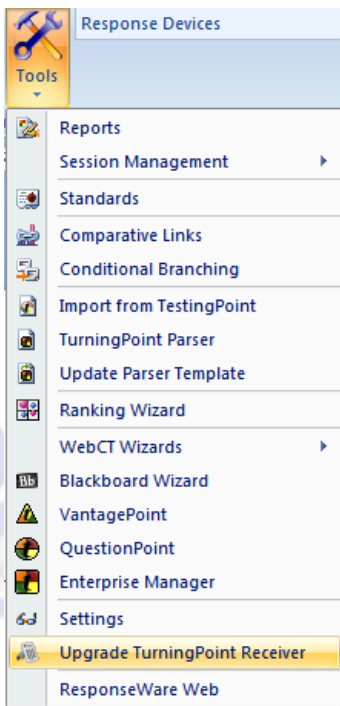
You must have a TurningPoint 2008 License code before you complete the following steps. If you need an upgrade code please contact Keepad Interactive.

**FREECALL** (within Australia) 1800 463 279 **INTERNATIONAL** +61 7 3440 8000

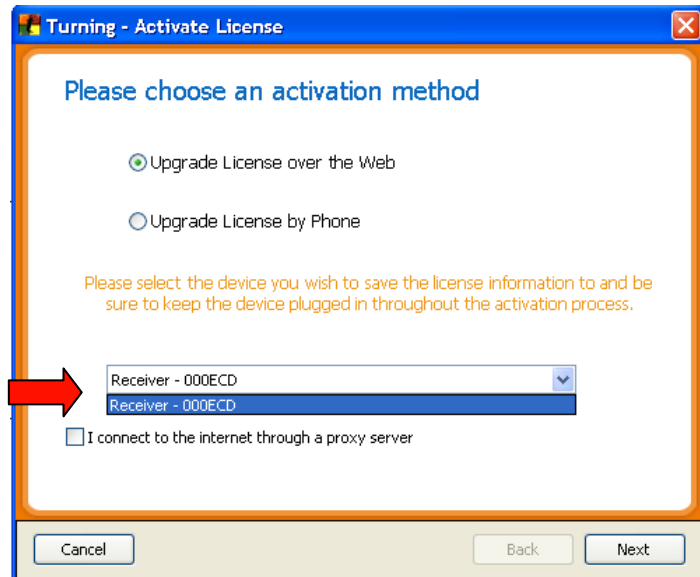
1. Connect your USB Infrared or Radio Frequency Receiver.
2. Launch TurningPoint 2008 from the icon on your desktop.
  - a. A message will appear stating that your receiver is not licensed to work with TurningPoint 2008. Simply click **OK** to continue.
3. Click on **Tools** on the TurningPoint toolbar.



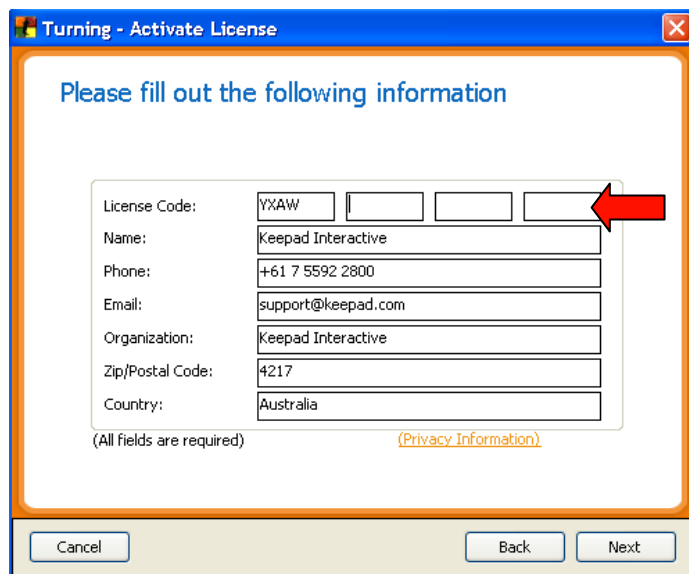
4. Select **Upgrade TurningPoint Receiver**.



5. Select **Upgrade License over the Web**. (If you do not have an internet connection, please choose Upgrade License by phone.)
6. Select your **receiver** from the drop down menu at the bottom of the screen. (If your receiver does not appear in this menu, please contact Keepad support for assistance).
7. Click **Next**.



8. Enter your **16-digit alpha numeric TurningPoint 2008 License Code**.
9. Fill in the remaining fields with your information. Then Click **Finish**.



10. If you chose to upgrade the license over the Web, you'll receive a Thank You message letting you know that you've successfully upgraded.

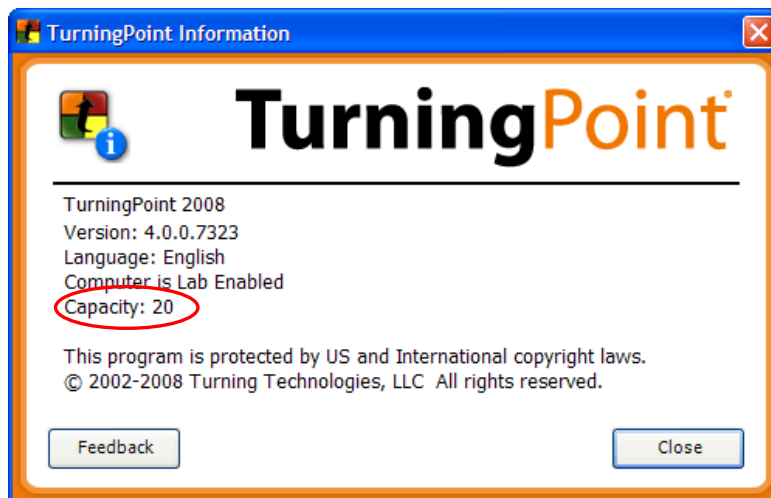
**NOTE:** If you chose "Upgrade over the phone" on the first screen, you will need to contact Keepad Interactive.

**FRECALL (within Australia) 1800 463 279**  
**INTERNATIONAL +61 7 3440 8000**

## How to check if your receiver has been upgraded successfully...

When you have finished uploading your TurningPoint 2008 License; you can check if a receiver has been successfully upgraded from TP2006 to TP2008 by following the below steps:

1. Close down TurningPoint.
2. Unplug and reconnect the ResponseCard RF Receiver.
3. Open TP2008.
4. Click on the TurningPoint icon on the left hand side of the toolbar.
5. The Capacity should be now be equal to the number of Keypads you have purchased.



## Troubleshooting and Support

If you have any questions, queries, or problems with your TurningPoint installation, please contact Keepad for support.

Freecall within Australia: 1800 463 279

International: +61 7 3440 8000

Via the web: [www.keepad.com](http://www.keepad.com)

Via email: [support@keepad.com](mailto:support@keepad.com)

### **Corporate Headquarters:** *Sydney, Australia*

42 Richmond Road,  
Homebush, New South Wales, 2140  
Sydney, Australia

**Tel:** + 61 2 9390 9000

**Fax:** +61 2 9390 9003

### **Office Locations:**

Europe

Japan

Singapore

Australia

New Zealand

